

# LPG Installation & Delivery

## Check Point Guide

This Check Point Guide provides an overview of some of the important considerations to think about in relation to your LPG installation and the delivery of LPG cylinders by Genesis. This is not a complete list of all the requirements and is to be read in conjunction with the GasNZ Code of Practice for LPG installations, and other related regulations/standards such as the Health and Safety at Work Regulations, Pressure Equipment legislation and AS/NZS 1596.

At Genesis, we care about the health and safety of our customers and staff. We may delay, suspend, or end our delivery at any time if we think the safety risk from continuing to supply you with LPG is too high. For example, if we consider your property access to be unsafe, if we consider the delivery conditions to pose an unacceptable risk to the health and safety of our delivery drivers, or if we consider your connection to be non-compliant or unsafe.

If the following delivery and installation recommendations can't be met, alternative options such as moving your installation to a safer location or switching to electricity should be considered.

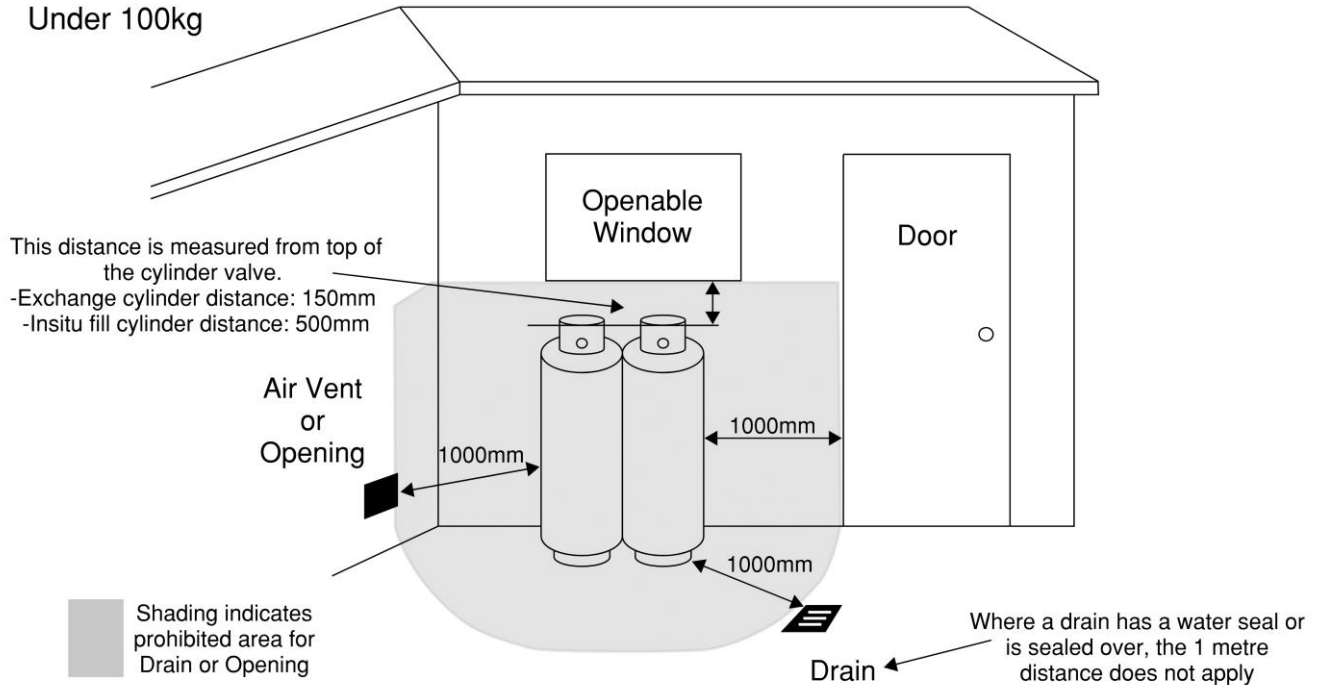
## Requirements for Delivery

- Cylinder installations should be located so that the delivery of LPG can be made safely to the installation by one of our trained staff without excessive manual handling or risk to customer property.
- Cylinder installation must be capable of accommodating the size of the cylinder intended for use and no less than two cylinders.
- A minimum distance of 600 mm should be provided between the front of the cylinder installation and other structures to allow adequate access for the cylinder delivery to be made.
- Paths must be clear of any obstacles, and have a minimum width of 600mm.
- Steep driveways and other inclines that make up the access way to the installation will be assessed prior to acceptance of delivery.
- Steps should have a minimum of 2: 1 tread depth to tread rise. Maximum tread rise should be 125 mm.
- Total set of steps must not exceed 1.5 m total rise.
- The access route should be firm and compact with adequate grip even in wet conditions and it should not be over delicate or decorative surfaces such as terracotta.
- It must be possible to legally and safely park the truck while making the delivery.
- The total distance from cylinder delivery truck parking area to cylinder installation should not exceed 75 m and paths should not exceed 20-degree gradients.
- Any dog on site must be restrained on the delivery day.
- We will not deliver through garages or houses.

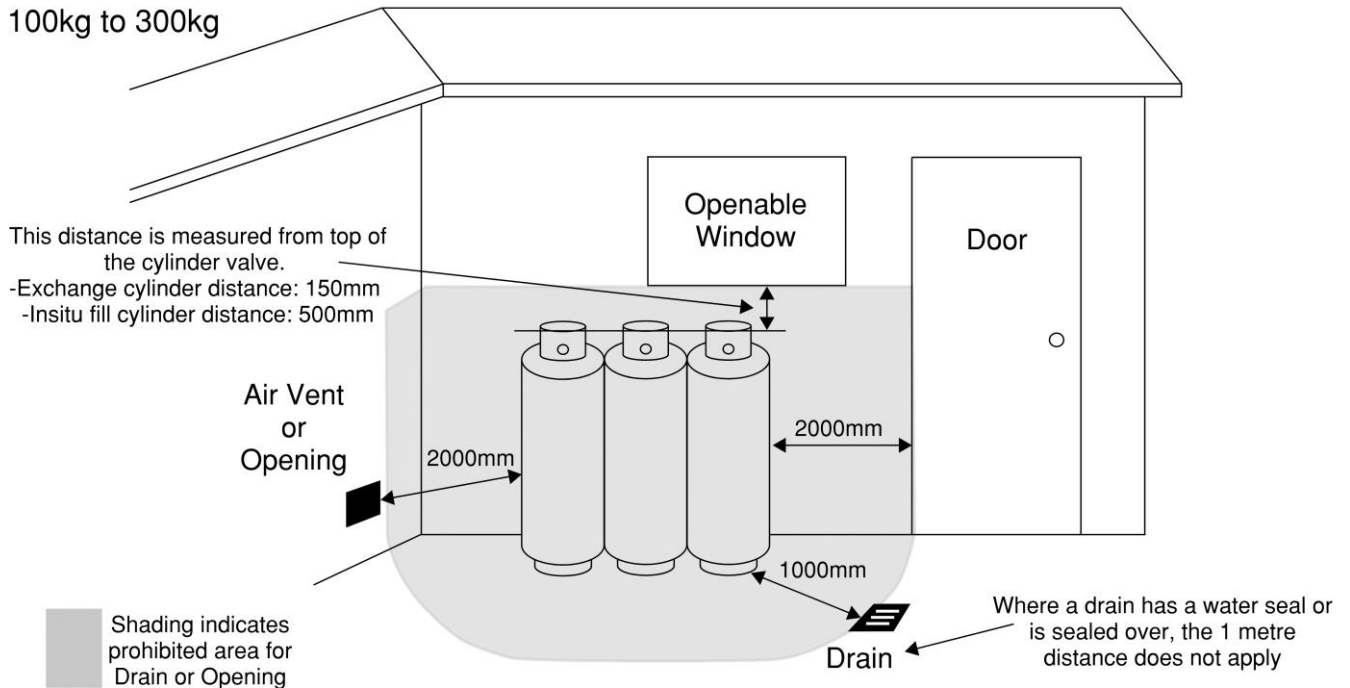
# Clearances around Cylinders

## Minimum Clearance to a Drain or Openings for a Building or Caravan

Under 100kg



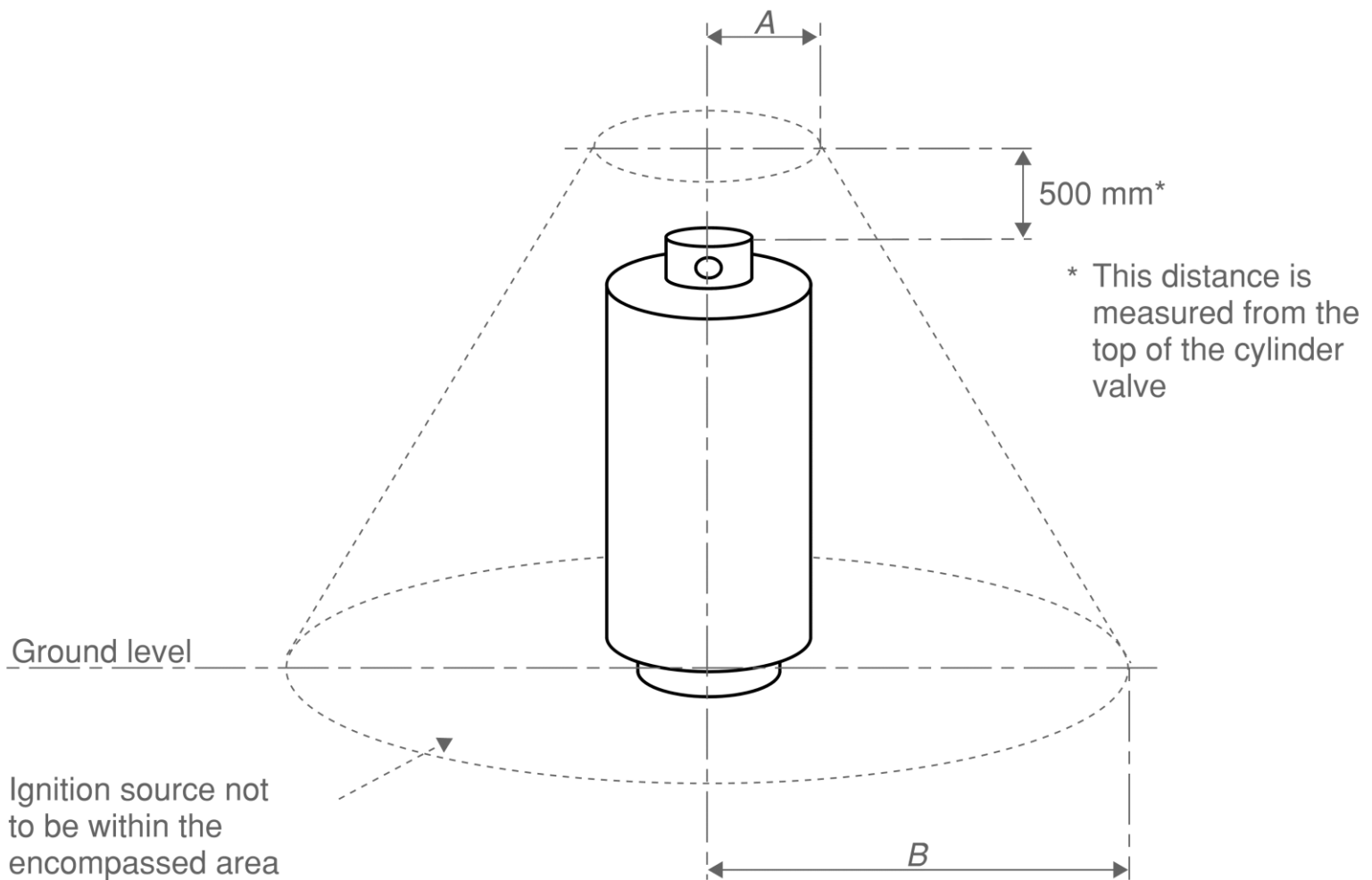
100kg to 300kg



# Hazardous Area Requirements

## Minimum Clearances to Ignition Sources

- The hazardous zone surrounding a gas cylinder shall be maintained free of ignition sources, this includes heat pumps, earthing rods and any communication wiring.
- There is a space of 500mm above and 500mm laterally from any cylinder valve, extending to a distance of 1500mm laterally at the base of the cylinder for exchange cylinders.
- Cylinders must be at least 1 metre from any readily ignitable material. Readily ignitable materials include paper, dry grass or oily substances.



	Exchange Cylinder (mm)
A	500
B	1500